

# FORM NO. MGT-7

[Pursuant to sub-Section(1) of section 92 of the Companies Act, 2013 and sub-rule (1) of rule 11of the Companies (Management and Administration) Rules, 2014]



सत्यमेव जयते

## Annual Return (other than OPCs and Small Companies)

Form language  English  Hindi

Refer the instruction kit for filing the form.

### I. REGISTRATION AND OTHER DETAILS

(i) \* Corporate Identification Number (CIN) of the company

L65910TZ1955PLC000145

Pre-fill

Global Location Number (GLN) of the company

\* Permanent Account Number (PAN) of the company

AADCS0656G

(ii) (a) Name of the company

SAKTHI FINANCE LIMITED

(b) Registered office address

62 DR NANJAPPA ROAD  
P B NO 3745  
COIMBATORE  
Tamil Nadu  
641018

(c) \*e-mail ID of the company

investors@sakthifinance.com

(d) \*Telephone number with STD code

04224236200

(e) Website

www.sakthifinance.com

(iii) Date of Incorporation

30/03/1955

(iv)	Type of the Company	Category of the Company	Sub-category of the Company
	Public Company	Company limited by shares	Indian Non-Government company

(v) Whether company is having share capital

Yes  No

(vi) \*Whether shares listed on recognized Stock Exchange(s)

Yes  No

Certified True Copy  
For Sakthi Finance Limited

  
S Venkatesh  
Company Secretary and  
Chief Compliance Officer  
FCS 7012

(a) Details of stock exchanges where shares are listed

S. No.	Stock Exchange Name	Code
1	BSE Limited	1

(b) CIN of the Registrar and Transfer Agent

U74140MH1998PLC366529

Pre-fill

Name of the Registrar and Transfer Agent

S K D C CONSULTANTS LIMITED

Registered office address of the Registrar and Transfer Agents

C-101, 1st Floor, 247 Park,  
Lal Bahadur Shastri Marg, Vikhroli (West),

(vii) \*Financial year From date 01/04/2020 (DD/MM/YYYY) To date 31/03/2021 (DD/MM/YYYY)

(viii) \*Whether Annual general meeting (AGM) held  Yes  No

(a) If yes, date of AGM 30/09/2021

(b) Due date of AGM 30/09/2021

(c) Whether any extension for AGM granted  Yes  No

**II. PRINCIPAL BUSINESS ACTIVITIES OF THE COMPANY**

\*Number of business activities 1

S.No	Main Activity group code	Description of Main Activity group	Business Activity Code	Description of Business Activity	% of turnover of the company
1	K	Financial and Insurance Service	K8	Other financial activities	98.93

**III. PARTICULARS OF HOLDING, SUBSIDIARY AND ASSOCIATE COMPANIES (INCLUDING JOINT VENTURES)**

\*No. of Companies for which information is to be given 0

Pre-fill All



S.No	Name of the company	CIN / FCRN	Holding/ Subsidiary/Associate/ Joint Venture	% of shares held
1				

**IV. SHARE CAPITAL, DEBENTURES AND OTHER SECURITIES OF THE COMPANY**



(i) \*SHARE CAPITAL

(a) Equity share capital

Particulars	Authorised capital	Issued capital	Subscribed capital	Paid up capital
Total number of equity shares	100,000,000	64,705,882	64,705,882	64,705,882
Total amount of equity shares (in Rupees)	1,000,000,000	647,058,820	647,058,820	647,058,820

Number of classes

1

Class of Shares	Authorised capital	Issued capital	Subscribed capital	Paid up capital
Equity Shares at Rs 10 each				
Number of equity shares	100,000,000	64,705,882	64,705,882	64,705,882
Nominal value per share (in rupees)	10	10	10	10
Total amount of equity shares (in rupees)	1,000,000,000	647,058,820	647,058,820	647,058,820

(b) Preference share capital

Particulars	Authorised capital	Issued capital	Subscribed capital	Paid-up capital
Total number of preference shares	3,000,000	1,834,000	1,834,000	1,834,000
Total amount of preference shares (in rupees)	300,000,000	183,400,000	183,400,000	183,400,000

Number of classes

1

Class of shares	Authorised capital	Issued capital	Subscribed capital	Paid up capital
Redeemable Cumulative Preference Shares at Rs 100 each				
Number of preference shares	3,000,000	1,834,000	1,834,000	1,834,000
Nominal value per share (in rupees)	100	100	100	100
Total amount of preference shares (in rupees)	300,000,000	183,400,000	183,400,000	183,400,000

(c) Unclassified share capital

Particulars	Authorised Capital
Total amount of unclassified shares	0



(d) Break-up of paid-up share capital

Class of shares	Number of shares			Total nominal amount	Total Paid-up amount	Total premium
	Physical	DEMAT	Total			
Equity shares						
At the beginning of the year	6,555,028	58,150,854	64705882	647,058,820	647,058,820	



<b>Increase during the year</b>	0	41,571	41571	0	0	0
i. Public Issues	0	0	0	0	0	0
ii. Rights issue	0	0	0	0	0	0
iii. Bonus issue	0	0	0	0	0	0
iv. Private Placement/ Preferential allotment	0	0	0	0	0	0
v. ESOPs	0	0	0	0	0	0
vi. Sweat equity shares allotted	0	0	0	0	0	0
vii. Conversion of Preference share	0	0	0	0	0	0
viii. Conversion of Debentures	0	0	0	0	0	0
ix. GDRs/ADRs	0	0	0	0	0	0
x. Others, specify	0	41,571	41571	0	0	0
Due to Dematerialisation of Equity Shares						
<b>Decrease during the year</b>	41,571	0	41571	0	0	0
i. Buy-back of shares	0	0	0	0	0	0
ii. Shares forfeited	0	0	0	0	0	0
iii. Reduction of share capital	0	0	0	0	0	0
iv. Others, specify	41,571	0	41571	0	0	
Due to Dematerialisation of Equity Shares						
<b>At the end of the year</b>	6,513,457	58,192,425	64705882	647,058,820	647,058,820	
<b>Preference shares</b>						
<b>At the beginning of the year</b>	1,495,000	5,000	1500000	150,000,000	150,000,000	
<b>Increase during the year</b>	1,169,000	0	1169000	116,900,000	116,900,000	0
i. Issues of shares	1,169,000	0	1169000	116,900,000	116,900,000	
ii. Re-issue of forfeited shares	0	0	0	0	0	
iii. Others, specify						
<b>Decrease during the year</b>	835,000	0	835000	83,500,000	83,500,000	0
i. Redemption of shares	835,000	0	835000	83,500,000	83,500,000	



ii. Shares forfeited	0	0	0	0	0	0
iii. Reduction of share capital	0	0	0	0	0	0
iv. Others, specify						
<b>At the end of the year</b>	1,829,000	5,000	1834000	183,400,000	183,400,000	

ISIN of the equity shares of the company

INE302E01014

(ii) Details of stock split/consolidation during the year (for each class of shares)

0

Class of shares		(i)	(ii)	(iii)
Before split / Consolidation	Number of shares			
	Face value per share			
After split / Consolidation	Number of shares			
	Face value per share			

(iii) Details of shares/Debentures Transfers since closure date of last financial year (or in the case of the first return at any time since the incorporation of the company) \*

Nil

[Details being provided in a CD/Digital Media]

Yes

No

Not Applicable

Separate sheet attached for details of transfers

Yes

No

Note: In case list of transfer exceeds 10, option for submission as a separate sheet attachment or submission in a CD/Digital Media may be shown.

Date of the previous annual general meeting		
Date of registration of transfer (Date Month Year)		
Type of transfer		1 - Equity, 2- Preference Shares, 3 - Debentures, 4 - Stock
Number of Shares/ Debentures/ Units Transferred		Amount per Share/ Debenture/Unit (in Rs.)





Ledger Folio of Transferor				<input type="text"/>		
Transferor's Name	<input type="text"/>		<input type="text"/>		<input type="text"/>	
	Surname		middle name		first name	
Ledger Folio of Transferee				<input type="text"/>		
Transferee's Name	<input type="text"/>		<input type="text"/>		<input type="text"/>	
	Surname		middle name		first name	

Date of registration of transfer (Date Month Year)				<input type="text"/>		
----------------------------------------------------	--	--	--	----------------------	--	--

Type of transfer	<input type="text"/>	1 - Equity, 2- Preference Shares,3 - Debentures, 4 - Stock				
------------------	----------------------	------------------------------------------------------------	--	--	--	--

Number of Shares/ Debentures/ Units Transferred	<input type="text"/>	Amount per Share/ Debenture/Unit (in Rs.)	<input type="text"/>			
----------------------------------------------------	----------------------	----------------------------------------------	----------------------	--	--	--

Ledger Folio of Transferor				<input type="text"/>		
----------------------------	--	--	--	----------------------	--	--


Transferor's Name	<input type="text"/>		<input type="text"/>		<input type="text"/>	
	Surname		middle name		first name	

Ledger Folio of Transferee				<input type="text"/>		
----------------------------	--	--	--	----------------------	--	--

Transferee's Name	<input type="text"/>		<input type="text"/>		<input type="text"/>	
	Surname		middle name		first name	

**(iv) \*Debentures (Outstanding as at the end of financial year)**

Particulars	Number of units	Nominal value per unit	Total value
Non-convertible debentures	14,336,209	1,1000 and 10000	5,688,383,842
Partly convertible debentures	0	0	0
Fully convertible debentures	0	0	0



Particulars	Number of units	Nominal value per unit	Total value
Total			5,688,383,842

**Details of debentures**

Class of debentures	Outstanding as at the beginning of the year	Increase during the year	Decrease during the year	Outstanding as at the end of the year
Non-convertible debentures	5,561,083,199	1,614,311,000	1,487,010,357	5,688,383,842
Partly convertible debentures	0	0	0	0
Fully convertible debentures	0	0	0	0

**(v) Securities (other than shares and debentures)**

0

Type of Securities	Number of Securities	Nominal Value of each Unit	Total Nominal Value	Paid up Value of each Unit	Total Paid up Value
Total					

**V. \*Turnover and net worth of the company (as defined in the Companies Act, 2013)**

**(i) Turnover**

1,695,171,912

**(ii) Net worth of the Company**

1,802,198,346

**VI. (a) \*SHARE HOLDING PATTERN - Promoters**

S. No.	Category	Equity		Preference	
		Number of shares	Percentage	Number of shares	Percentage
1.	Individual/Hindu Undivided Family				
	(i) Indian	284,813	0.44	0	0
	(ii) Non-resident Indian (NRI)	0	0	0	0
	(iii) Foreign national (other than NRI)	0	0	0	0
2.	Government				
	(i) Central Government	0	0	0	0
	(ii) State Government	0	0	0	0
	(iii) Government companies	0	0	0	0






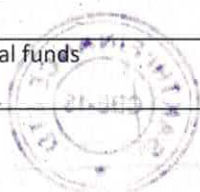
3.	Insurance companies	0	0	0	0
4.	Banks	0	0	0	0
5.	Financial institutions	0	0	0	0
6.	Foreign institutional investors	0	0	0	0
7.	Mutual funds	0	0	0	0
8.	Venture capital	0	0	0	0
9.	Body corporate (not mentioned above)	0	0	0	0
10.	Others	0	0	0	0
	<b>Total</b>	284,813	0.44	0	0

Total number of shareholders (promoters)

2

(b) \*SHARE HOLDING PATTERN - Public/Other than promoters

S. No.	Category	Equity		Preference	
		Number of shares	Percentage	Number of shares	Percentage
1.	Individual/Hindu Undivided Family				
	(i) Indian	5,356,218	8.28	1,834,000	100
	(ii) Non-resident Indian (NRI)	50,533	0.08	0	0
	(iii) Foreign national (other than NRI)	0	0	0	0
2.	Government				
	(i) Central Government	0	0	0	0
	(ii) State Government	0	0	0	0
	(iii) Government companies	0	0	0	0
3.	Insurance companies	0	0	0	0
4.	Banks	900	0	0	0
5.	Financial institutions	0	0	0	0
6.	Foreign institutional investors	0	0	0	0
7.	Mutual funds	0	0	0	0





8.	Venture capital	0	0	0	0
9.	Body corporate (not mentioned above)	58,225,363	89.98	0	0
10.	Others Estate of Dr N Mahalingam	788,055	1.22	0	0
	<b>Total</b>	64,421,069	99.56	1,834,000	100

Total number of shareholders (other than promoters) 10,647

Total number of shareholders (Promoters+Public/  
Other than promoters) 10,649

**VII. \*NUMBER OF PROMOTERS, MEMBERS, DEBENTURE HOLDERS  
(Details, Promoters, Members (other than promoters), Debenture holders)**

Details	At the beginning of the year	At the end of the year
Promoters	2	2
Members (other than promoters)	11,133	10,649
Debenture holders	17,455	15,810

**VIII. DETAILS OF DIRECTORS AND KEY MANAGERIAL PERSONNEL**

**(A) \*Composition of Board of Directors**

Category	Number of directors at the beginning of the year		Number of directors at the end of the year		Percentage of shares held by directors as at the end of year	
	Executive	Non-executive	Executive	Non-executive	Executive	Non-executive
<b>A. Promoter</b>	1	1	1	1	0.29	0.14
<b>B. Non-Promoter</b>	1	5	1	5	0	0.38
(i) Non-Independent	1	1	1	1	0	0.38
(ii) Independent	0	4	0	4	0	0
<b>C. Nominee Directors representing</b>	0	0	0	0	0	0
(i) Banks & FIs	0	0	0	0	0	0
(ii) Investing institutions	0	0	0	0	0	0
(iii) Government	0	0	0	0	0	0
(iv) Small share holders	0	0	0	0	0	0



(v) Others	0	0	0	0	0	0
Total	2	6	2	6	0.29	0.52

Number of Directors and Key managerial personnel (who is not director) as on the financial year end date

**(B) (i) \*Details of directors and Key managerial personnel as on the closure of financial year**

Name	DIN/PAN	Designation	Number of equity share(s) held	Date of cessation (after closure of financial year : If any)
MAHALINGAM MANICK	00102233	Director	92,813	
BALASUBRAMANIAM I	00377053	Managing Director	192,000	
SRINIVAASAN MAHAL	00102387	Director	251,355	
ARUMUGAM SELVAKL	01099806	Director	300	
GOPALKARISH SUBRA	00001446	Director	0	
PRIYA BHANSALI	00195848	Director	0	
KOLLENGODE PADMA	07029959	Director	0	
SUNDARASWAMY VEL	05314999	Whole-time directo	0	
SUNDARASWAMY VEL	ACPPV3527J	CFO	0	
SRINIVASAN VENKATI	ABFPV4737K	Company Secretar	1,075	

(ii) Particulars of change in director(s) and Key managerial personnel during the year

Name	DIN/PAN	Designation at the beginning / during the financial year	Date of appointment/ change in designation/ cessation	Nature of change (Appointment/ Change in designation/ Cessation)

**IX. MEETINGS OF MEMBERS/CLASS OF MEMBERS/BOARD/COMMITTEES OF THE BOARD OF DIRECTORS**

**A. MEMBERS/CLASS /REQUISITIONED/NCLT/COURT CONVENED MEETINGS**

Number of meetings held



Type of meeting	Date of meeting	Total Number of Members entitled to attend meeting	Attendance	
			Number of members attended	% of total shareholding
Annual General Meeting	17/12/2020	10,693	108	64.61



**B. BOARD MEETINGS**

\*Number of meetings held

8

S. No.	Date of meeting	Total Number of directors associated as on the date of meeting	Attendance	
			Number of directors attended	% of attendance
1	30/07/2020	8	8	100
2	24/08/2020	8	8	100
3	15/09/2020	8	8	100
4	11/11/2020	8	8	100
5	19/01/2021	8	8	100
6	13/02/2021	8	8	100
7	03/03/2021	8	8	100
8	30/03/2021	8	7	87.5

**C. COMMITTEE MEETINGS**

Number of meetings held

58

S. No.	Type of meeting	Date of meeting	Total Number of Members as on the date of the meeting	Attendance	
				Number of members attended	% of attendance
1	AUDIT COMM	30/07/2020	3	3	100
2	AUDIT COMM	24/08/2020	3	3	100
3	AUDIT COMM	15/09/2020	3	3	100
4	AUDIT COMM	11/11/2020	3	3	100
5	AUDIT COMM	13/02/2021	3	2	66.67
6	AUDIT COMM	30/03/2021	3	2	66.67
7	STAKEHOLDE	08/02/2021	3	3	100
8	NOMINATION	30/07/2020	3	3	100
9	NOMINATION	24/08/2020	3	3	100
10	NOMINATION	13/02/2021	3	3	100

**D. \*ATTENDANCE OF DIRECTORS**

S. No.	Name of the director	Board Meetings			Committee Meetings			Whether attended AGM held on
		Number of Meetings which director was entitled to attend	Number of Meetings attended	% of attendance	Number of Meetings which director was entitled to attend	Number of Meetings attended	% of attendance	30/09/2021
								(Y/N/NA)
1	MAHALINGAM	8	8	100	21	19	90.48	Yes
2	BALASUBRAMANIAN	8	8	100	47	47	100	Yes
3	SRINIVAASAN	8	7	87.5	7	5	71.43	Yes
4	ARUMUGAM	8	8	100	58	56	96.55	Yes
5	GOPALKARIS	8	8	100	6	6	100	Yes
6	PRIYA BHANUSALI	8	8	100	9	9	100	Yes
7	KOLLENGODUR	8	8	100	30	28	93.33	Yes
8	SUNDARASWAMY	8	8	100	2	2	100	Yes

**X. \*REMUNERATION OF DIRECTORS AND KEY MANAGERIAL PERSONNEL**

Nil

Number of Managing Director, Whole-time Directors and/or Manager whose remuneration details to be entered

2

S. No.	Name	Designation	Gross Salary	Commission	Stock Option/Sweat equity	Others	Total Amount
1	BALASUBRAMANIAN	Managing Director	4,139,000	4,941,000	0	0	9,080,000
2	SUNDARASWAMY	WHOLE TIME DIRECTOR	2,946,000	0	0	176,000	3,122,000
	Total		7,085,000	4,941,000	0	176,000	12,202,000

Number of CEO, CFO and Company secretary whose remuneration details to be entered

1

S. No.	Name	Designation	Gross Salary	Commission	Stock Option/Sweat equity	Others	Total Amount
1	SRINIVASAN VENKATARAMAN	COMPANY SECRETARY	1,545,000	0	0	0	1,545,000
	Total		1,545,000	0	0	0	1,545,000

Number of other directors whose remuneration details to be entered

6

S. No.	Name	Designation	Gross Salary	Commission	Stock Option/Sweat equity	Others	Total Amount
1	MAHALINGAM MAHESHWARI	DIRECTOR	0	0	0	190,000	190,000



S. No.	Name	Designation	Gross Salary	Commission	Stock Option/ Sweat equity	Others	Total Amount
2	SRINIVAASAN MAI	DIRECTOR	0	0	0	240,000	240,000
3	ARUMUGAM SELV	DIRECTOR	0	0	0	600,000	600,000
4	GOPALKARISH SU	DIRECTOR	0	0	0	330,000	330,000
5	PRIYA BHANSALI	DIRECTOR	0	0	0	410,000	410,000
6	KOLLENGODE PAI	DIRECTOR	0	0	0	500,000	500,000
	Total		0	0	0	2,270,000	2,270,000

#### XI. MATTERS RELATED TO CERTIFICATION OF COMPLIANCES AND DISCLOSURES

\* A. Whether the company has made compliances and disclosures in respect of applicable provisions of the Companies Act, 2013 during the year  Yes  No

B. If No, give reasons/observations

#### XII. PENALTY AND PUNISHMENT - DETAILS THEREOF

(A) DETAILS OF PENALTIES / PUNISHMENT IMPOSED ON COMPANY/DIRECTORS /OFFICERS  Nil

Name of the company/ directors/ officers	Name of the court/ concerned Authority	Date of Order	Name of the Act and section under which penalised / punished	Details of penalty/ punishment	Details of appeal (if any) including present status

(B) DETAILS OF COMPOUNDING OF OFFENCES  Nil

Name of the company/ directors/ officers	Name of the court/ concerned Authority	Date of Order	Name of the Act and section under which offence committed	Particulars of offence	Amount of compounding (in Rupees)

#### XIII. Whether complete list of shareholders, debenture holders has been enclosed as an attachment

Yes  No

#### XIV. COMPLIANCE OF SUB-SECTION (2) OF SECTION 92, IN CASE OF LISTED COMPANIES

In case of a listed company or a company having paid up share capital of Ten Crore rupees or more or turnover of Fifty Crore rupees or more, details of company secretary in whole time practice certifying the annual return in Form MGT-8.

Name

R SIVASUBRAMANIAN



Whether associate or fellow

Associate  Fellow

Certificate of practice number

12052

**I/We certify that:**

- (a) The return states the facts, as they stood on the date of the closure of the financial year aforesaid correctly and adequately.  
(b) Unless otherwise expressly stated to the contrary elsewhere in this Return, the Company has complied with all the provisions of the Act during the financial year.

**Declaration**

I am Authorised by the Board of Directors of the company vide resolution no. ...  dated  (DD/MM/YYYY) to sign this form and declare that all the requirements of the Companies Act, 2013 and the rules made thereunder in respect of the subject matter of this form and matters incidental thereto have been complied with. I further declare that:

1. Whatever is stated in this form and in the attachments thereto is true, correct and complete and no information material to the subject matter of this form has been suppressed or concealed and is as per the original records maintained by the company.
2. All the required attachments have been completely and legibly attached to this form.

**Note: Attention is also drawn to the provisions of Section 447, section 448 and 449 of the Companies Act, 2013 which provide for punishment for fraud, punishment for false statement and punishment for false evidence respectively.**

**To be digitally signed by**

Director

Balasarani M  
Digitally signed by Balasarani M  
Date: 2021.11.30  
16:23:30 +05:30

DIN of the director

00377053

**To be digitally signed by**

S VENKATESH  
Digitally signed by S VENKATESH  
Date: 2021.11.30  
16:24:05 +05:30

Company Secretary

Company secretary in practice

Membership number

7012

Certificate of practice number





**Attachments**

1. List of share holders, debenture holders
2. Approval letter for extension of AGM;
3. Copy of MGT-8;
4. Optional Attachment(s), if any

**Attach****Attach****Attach****Attach****List of attachments**

SFL\_MGT7 Shareholder Debentureholder\_  
SFL\_MGT8 Mar 2021.pdf  
SFL\_ROC Explanatory ltr\_Mar 2021.pdf

**Remove attachment**

Modify

Check Form

Prescrutiny

Submit

This eForm has been taken on file maintained by the Registrar of Companies through electronic mode and on the basis of statement of correctness given by the company



